

GETTING Started WITH YOUR FRIGIDAIRE ELECTRIC DOUBLE WALL OVEN



BEFORE YOU START



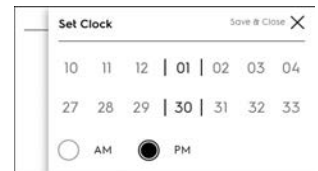
Set up your oven

Remove all packaging material and tape and make sure your oven racks are in place prior to operating the wall oven. Check out your Use & Care Manual for tips to help care for your wall oven.



Set your clock

It's easy! Touch Menu Options and scroll to select Clock. Touch Set Clock and set time using graph.



Before cooking for the first time

Set your oven to Bake at 350°F/ 177°C for about 30 minutes. As the wall oven gets settled in your home, it's normal to experience some noises and smoke.

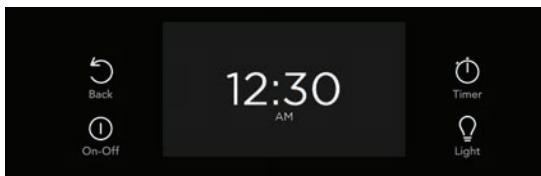
YOU'RE IN CONTROL



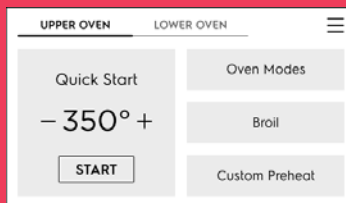
Your oven controls

Using your oven starts with pressing the keys on your oven control.

GET STARTED



- 1 Press **ON/OFF** button or touch the screen to get started.
- 2 Select **UPPER OVEN** or **LOWER OVEN**.
- 3 Select **Start** to begin a bake cycle at 350°. Press + or - to adjust the temperature.
- 4 To select a different cooking mode, touch **Oven Modes** and scroll down to view cooking modes available.
- 5 Touch **Start**. To cancel cooking anytime, touch **Cancel**.
 - Use the **Timer** or the **Cook Time** feature to help monitor your cooking time.
 - Setting **Cook Time** shuts the oven off once the cook time is complete.



OVEN MODE HIGHLIGHTS



Bake with multiple racks and get improved results with **Convection Bake**. Heated air flows around the food from all sides for even cooking and browning.



Cooking is more convenient with **Cook Time**. Choose the amount of time you want your oven to cook, then the oven will turn off.



Meals stay warm and ready to serve with **Keep Warm**.



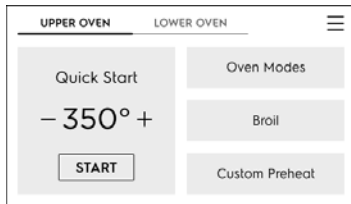
REMEMBER

- Do not use aluminum foil or any other materials to line the oven bottom, walls, racks or any part of the oven.
- All oven racks should be removed before a self clean operation.
- For more cooking and rack position tips, refer to your Use & Care Manual.

OVEN MODES



Touch Oven Modes and scroll to explore your cooking options.



BAKE surrounds food with gentle, rising heat to cook delicate foods.

CONVECT BAKE uses a fan to circulate heat for quick and even results when baking with multiple racks.

BROIL is for broiling and grilling foods under direct, high heat.

KEEP WARM is used to keep cooked foods at serving temperature (140°F / 60°C to 200°F / 93°C) in the oven.

DELAY START allows a delayed starting time only for Bake, Convection Bake and Self Clean.

COOK TIME counts down your set cooking time and shuts off the oven when complete.

QUICK CARE



A little love goes a long way

Quick ongoing care keeps your wall oven working great for years to come!



Be gentle

Clean with warm water and mild soap, or use Frigidaire ReadyClean™ Oven and Microwave Cleaner.



Choose your clean cycle

SELF CLEAN uses high temperatures to eliminate heavier soils and reduces them to a powdered ash you can easily wipe away.

Select a 2 hour, 3 hour, or 4 hour clean time.



FAQs

Why does my wall oven make noises when I'm cooking?

Temperature changes during preheat and cool-down can make parts of the wall oven expand and contract. The controls click as they work to create even cooking temperatures. Different fans run to heat up and cool down different parts of the oven, even when it's off. These sounds are normal.

This oven doesn't work like my old one. What's wrong?

We know adjustment isn't always easy. As you get used to a new wall oven, you may need to test and adjust cooking times and temperatures for recipes. Consult your Use & Care Guide for detailed instructions on how to adjust temperature or call Frigidaire Owner Support if you need help!

Why does my oven smoke when I use the broil setting?

Broiling is direct heat cooking and will produce some smoke. If smoke is excessive, place food further away from the element. Watch food to prevent burning.



Find more troubleshooting tips in the back of your Use & Care Guide.

LET'S MAKE IT OFFICIAL!

Take the first step to becoming a part of the Frigidaire family by registering your new wall oven.

Look for the PhotoregisterSM icon on your registration card.



WE ARE
here
FOR YOU



Have a question?



Want help?



Need service?

1 (800) 374-4432

frigidaire.com

owner support

